

# D2868

## Engine description

### Characteristics

- Cylinders and arrangement: 8 cylinders in V arrangement
- Operation mode: 4-stroke diesel engine, watercooled
- Turbocharging: Turbocharger with charge air intercooler and waste gate
- Number of valves: 4 valves per cylinder
- Fuel system: Common Rail direct fuel injection
- Engine block: High-strength casting with integrated oil and water ducts and replaceable cylinder liners
- Engine Lubrication: Closed system with forced feeding, oil cooling and filtering
- Type of cooling: Plate heat exchanger, seawater cooled
- Engine control: Electronic injection control  
Electronic engine monitoring including diagnostic unit
- Fuel: DIN EN 590
- Average TBO: 18,000 operating hours
- Oil change interval: 600 operating hours

# D2868

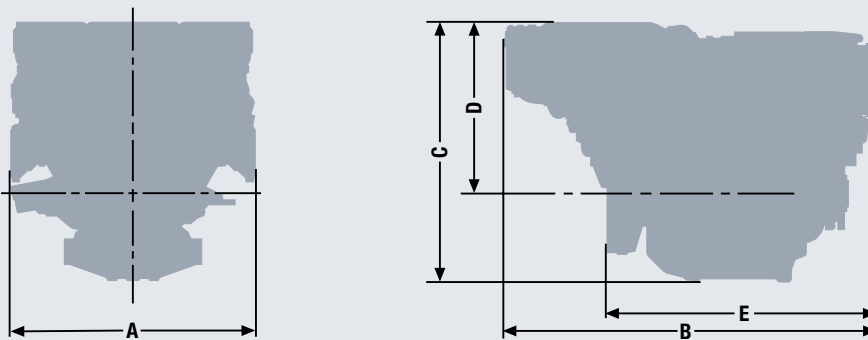
## Technical data

### Technical features D2868

Type designation		LE 421	LE 424	LE 431
Displacement	l	16.16	16.16	16.16
Nominal rating <sup>1)</sup>	kW (hp)	441 (600)	441 (600)	500 (680)
Rated speed	rpm	1,800	1,800	1,800
Torque at rated speed	Nm	2,340	2,340	2,653
Maximum torque	Nm	2,630	2,630	2,985
at speed	rpm	1,100–1,600	1,100–1,600	1,100–1,600
Specific fuel consumption <sup>2)</sup>	g/kWh	206	220	206
Fuel consumption <sup>2)</sup>	l/h	108	116	123
Classifiable		✓	✓	✓
Exhaust gas status		IMO Tier 2, RCD 94/25/EC, 97/68/EC	IMO Tier 2, EPA Tier 3, RCD 94/25/EC, 97/68/EC	IMO Tier 2, RCD 94/25/EC, 97/68/EC

1) The rating is according to DIN 3046/1

2) Consumption at rated power



### Dimensions D2868

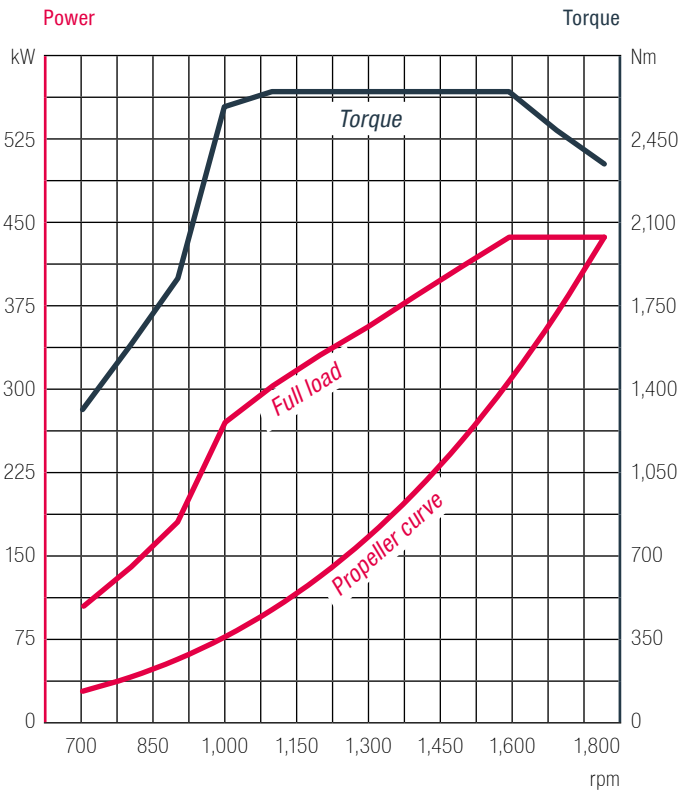
Type designation		LE 421/LE 424/LE 431
A-Overall width	mm	1,153
B-Overall length	mm	1,736
C-Overall height	mm	1,236
D-Top of engine to crankshaft centre	mm	825
E-Length of engine from front end to edge of flywheel housing	mm	1,243
Average weight of engine ready for installation (dry)	kg	1,800

For detailed examinations of installation dimensions, please order drawings from our factory.

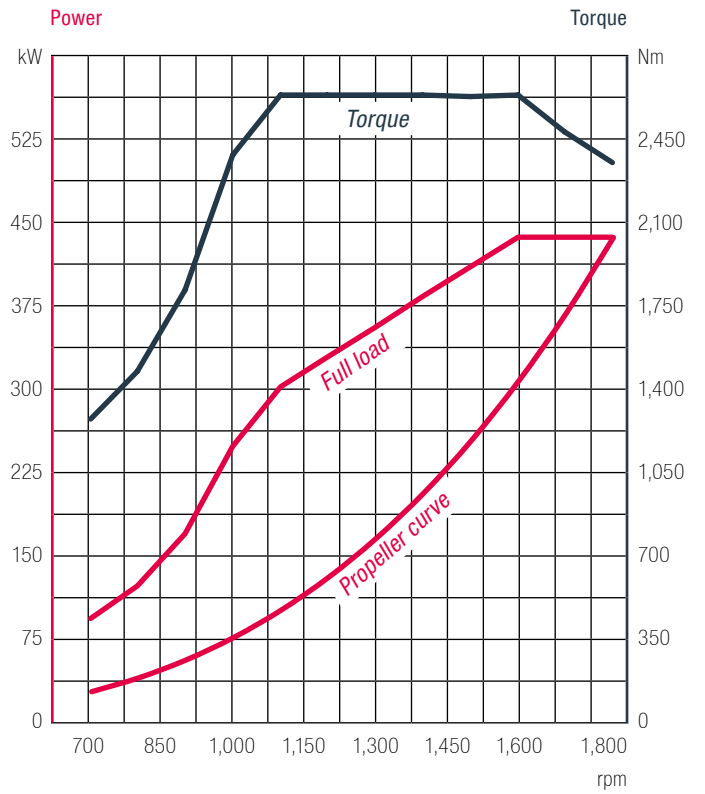
# D2868

## Power charts

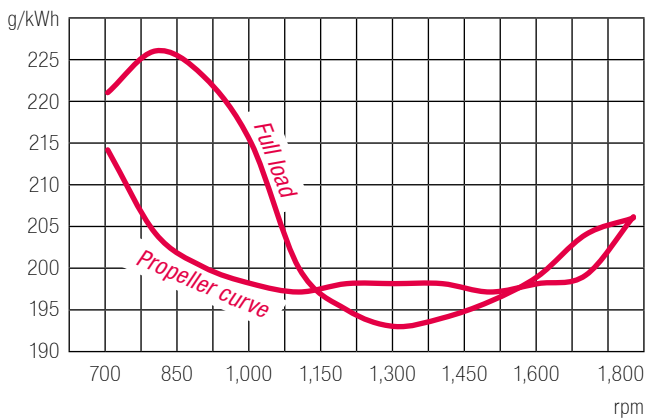
D2868 LE 421



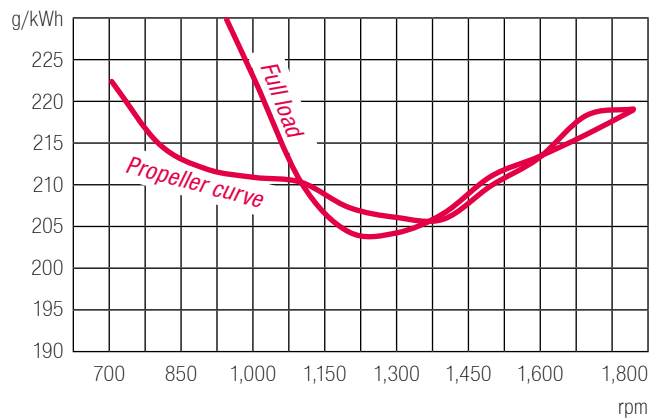
D2868 LE 424



Specific fuel consumption



Specific fuel consumption



# D2868

## Power charts

### D2868 LE 431

